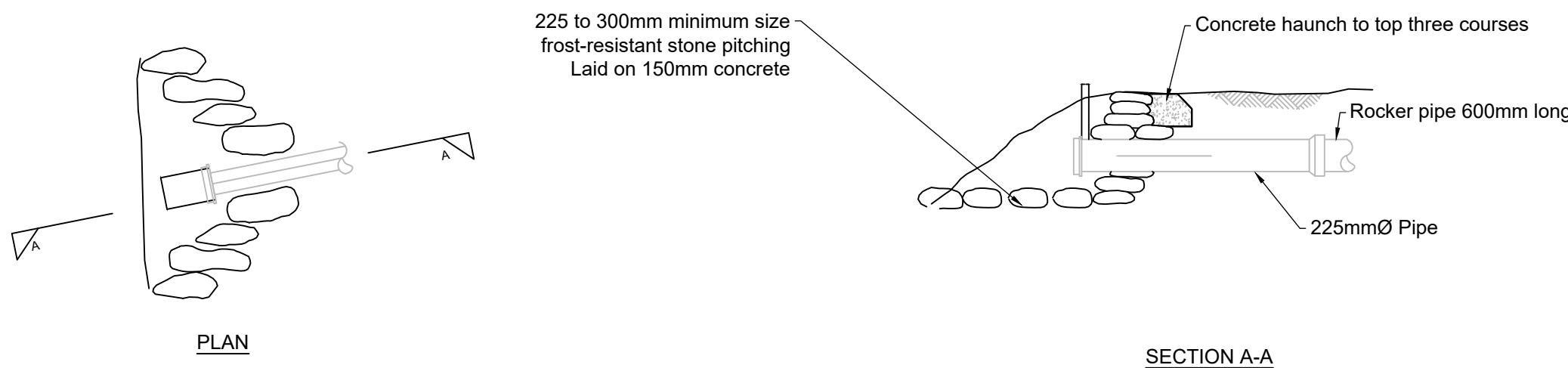


**NOTES:**

- Pipes to be PVC-U
- X = Outside diameter (OD) of pipe.
- The first 300mm of fill above the crown of the pipe shall not be mechanically compacted.
- Geotextiles may be used, where directed by the Engineer, to contain bedding material in certain soils, such as running sand.
- In very wet conditions, or where directed by the Engineer, a temporary land drain may be laid within the granular bed.

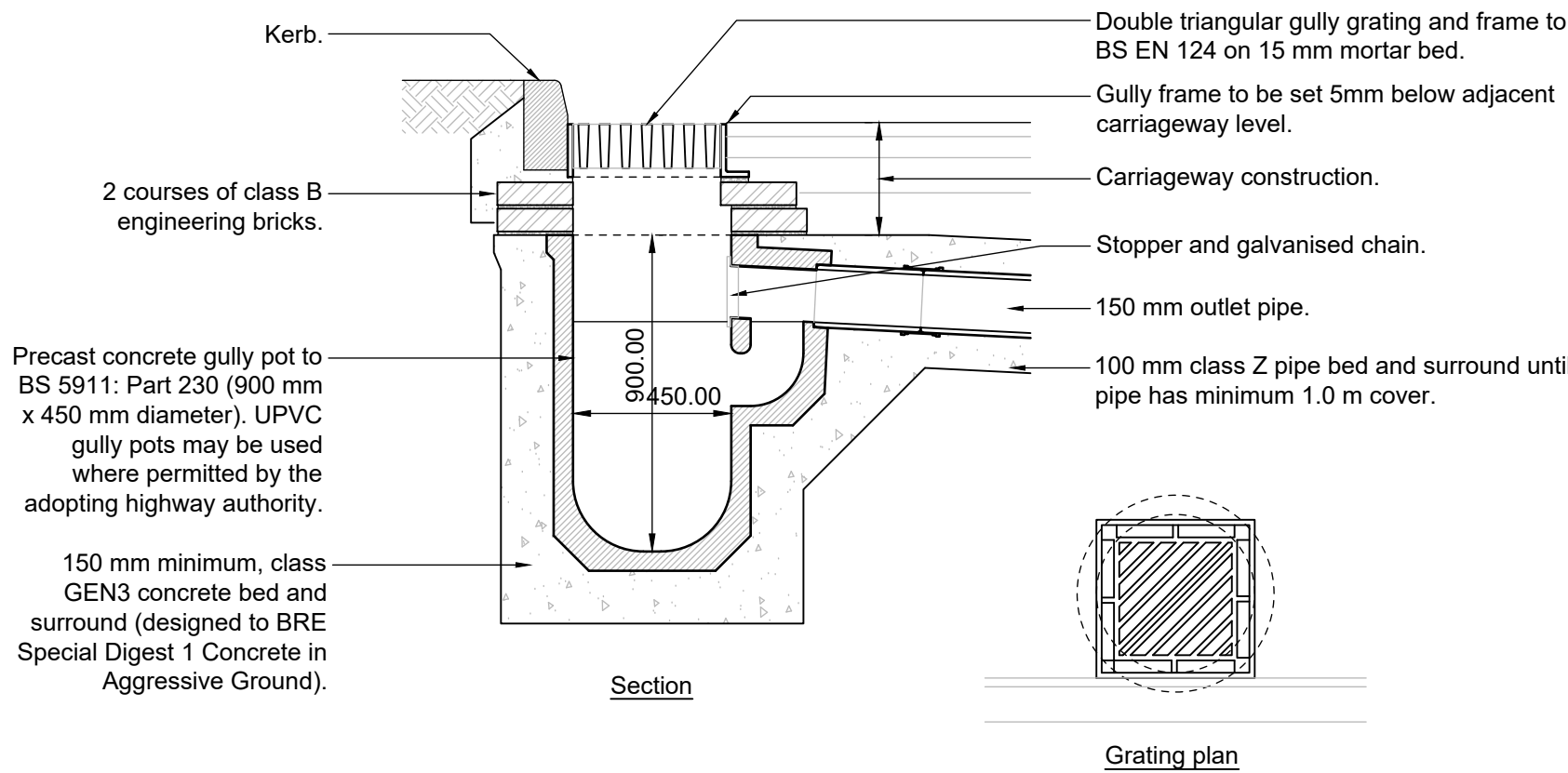
Table P1: Trench widths and granular fill			
Pipe (DN) Size	Y (mm)	Granular Fill	
100	400	10mm nominal size single stone	
150	400	10, 14mm nominal size single stone	
225 - 300	500	10, 14, 20mm nominal size single stone	

**Pipe construction and bedding details**  
Scale 1:20

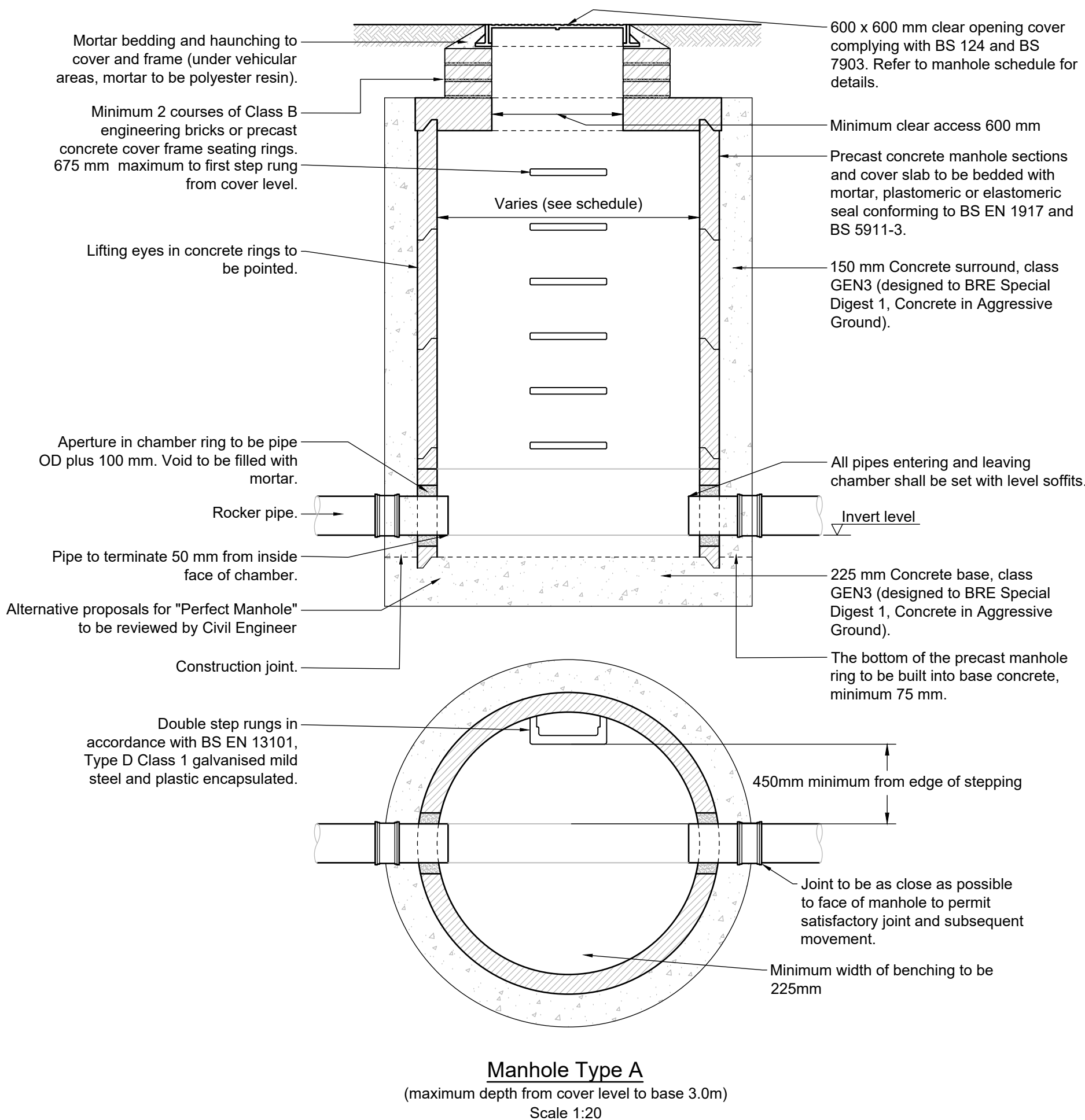
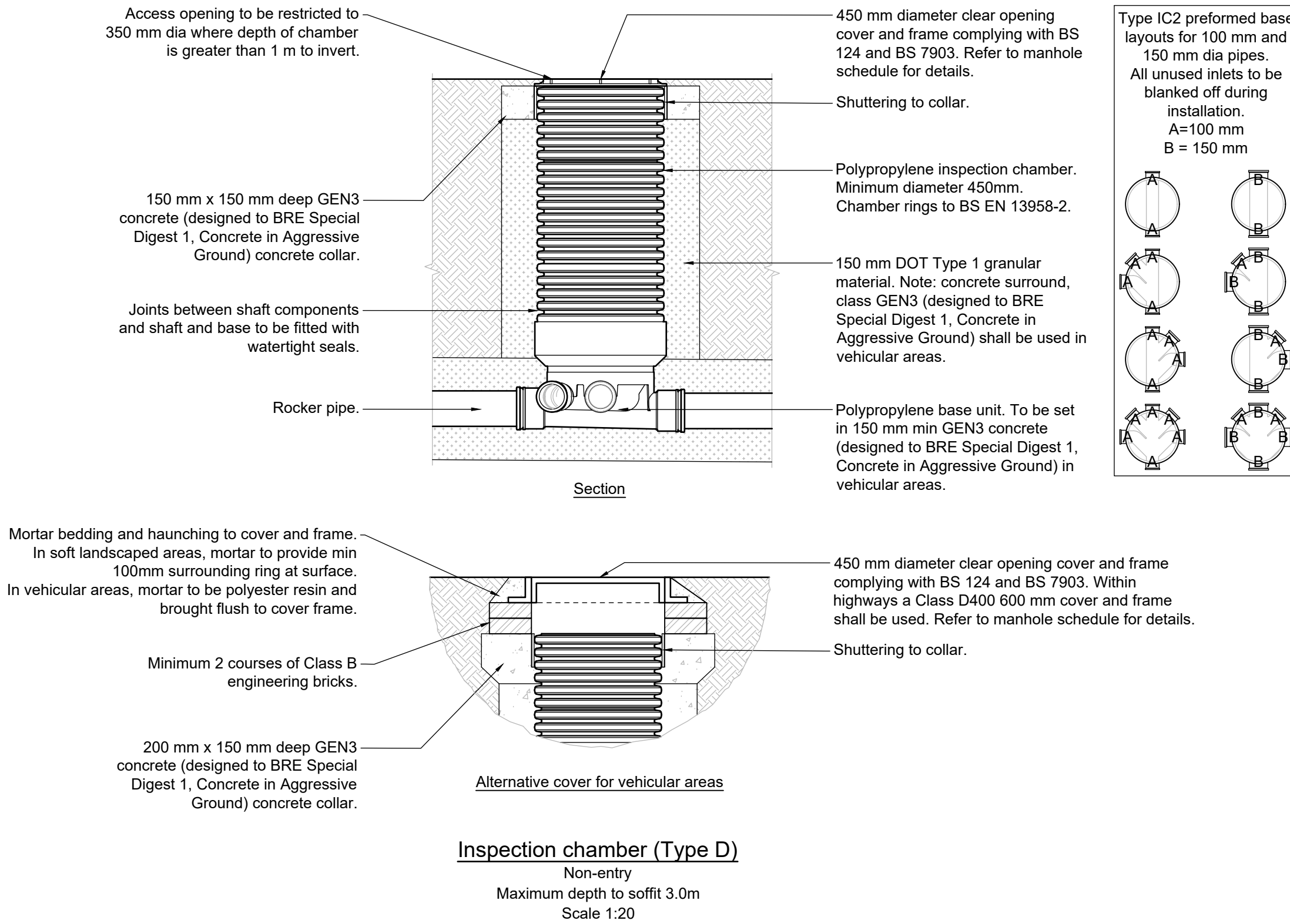


- NOTES**
- The headwall and wingwalls should not project beyond or above the line of the bank.

**Sand Bag Headwall**  
Scale 1:20



**Road gully (type 1)**  
Scale 1:20



**Notes**

- Do not scale from this drawing on print or electronically. Work from figured dimensions only.
- No deviation from the details on this drawing is allowed without CampbellReith's prior permission in writing.
- Read this drawing with all Architect's, Service Engineer's and CampbellReith's relevant details, specifications and drawings.
- All work is to be done in accordance with the relevant specifications issued by CampbellReith, British Standard Codes of Practice, Statutory Requirements and the Contract Documents.
- Drawing revision:**  
**P: Preliminary** Evolving drawings for approvals, tenders, billings etc.  
**C: Contractual** Drawings authorized and approved for stage completion i.e. Stage-Tender or Stage 5-Construction.
- Drawing status:**  
**Work in progress**  
**S0** - Initial status  
**Shared (Non-contractual)**  
**S1** - Suitable for coordination, **S2** - Suitable for information, **S3** - Suitable for review and comment, **S4** - Suitable for stage approval.  
**Published (For contractors purposes)**  
**A1, An** etc - Authorised and accepted ('n' relates to work stages)  
**B1, Bn** etc - Partial sign-off (with comments)  
**CR** - As constructed record document (Final Construction ONLY). Any deviations to that which is on site is not the liability of CampbellReith)
- Work Stages:**  
**2** - Concept, **3** - Definition, **4** - Design, **5** - Build & commission, **6** - Handover
- Only drawings with **revision Cn** and **status A5** to be used for Construction.

P1	Issued for information	19.11.25	NB
Rev	Description	Date	By

**CampbellReith**  
consulting engineers

London	020 7340 1700	<input type="checkbox"/> Manchester	0161 819 3060
Surrey	01737 784 500	<input type="checkbox"/> Birmingham	01675 467 484
Bristol	0117 916 1066	<input checked="" type="checkbox"/> Dubai	00 971 4345 7088
www.campbellreith.com			

Job Title	Ennor Farm
Client	The Council of the Isles of Scilly

**Phase 1  
Southern Access  
Drainage Construction Details**

Drawn by	Date made	Scale @ A1	Checked by	Suitability	CR Project
NB	13.11.25	A.S.	LM	S2	13847

Project No.	Originator	Volume	Lvl/Loc	Type	Role	Number	Rev
13847	CRH	P1	SA	DR	C	5301	P1